







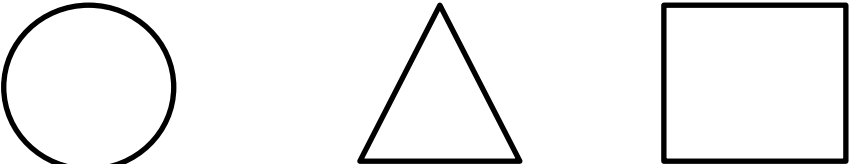


I Spy..... Can you Guess??

<p>Food</p> <p>Eat it Color Shape Crunchy, soft</p>	 <p>Fruit</p>	 <p>Vegetables</p>	 <p>Snack</p>
<p>Animals</p> <p>It's alive Where does it live # legs Color What does it say or do</p>	 <p>Farm</p>	 <p>Pets</p>	
<p>color</p>			
<p>size</p>	<p>Big</p> 	<p>Little</p> 	
<p>shape</p>			
<p>number</p>	<p>1 ● 2 ●● 3 ●●● 4 ●●●●</p>		

“I Spy Game” for Preschool

- **“Spy” is an easy carrier word for learning s blends**
- **I Spy helps children listen and learn to make deductions through a guessing game approach by coming up with the answer when given clues**
- **I Spy helps children learn to organize information and retrieve it in order to provide accurate clues to the listener**
- **I Spy helps children learn simple classification skills**

1. Print out classification sheet. Spend one session reviewing groups and vocabulary

e.g. **food, animal** – start with broad classification. Increase detail and expand categories in each classification as child’s skills progress (e.g. animals – farm, pets, ocean, zoo)

Other categories - toys, vehicles, body parts, clothes, family, rooms of house, school items





















- Color
- Size
- Shape
- Number

2. Print out 2 sheets of pictures. Cut up one set of the pictures and put in a small container. Pull out a picture. After picture is guessed, have child match the picture on the sheet.

3. Say to the child, “I spy something that is, e.g. animal, food. Then give clues 1 at a time:

“You eat it, it’s orange, it’s crunchy” – carrot. Keep giving clues until child guesses.

4. Now it’s the child’s turn to give clues.

 <p>apple</p>	 <p>banana</p>	 <p>orange</p>	 <p>strawberries</p>
 <p>carrot</p>	 <p>peas</p>	 <p>pepper</p>	 <p>celery</p>
 <p>goldfish</p>	 <p>cookies</p>	 <p>pudding</p>	 <p>cupcake</p>
 <p>cow</p>	 <p>horse</p>	 <p>pig</p>	 <p>chicken</p>
 <p>cat</p>	 <p>dog</p>	 <p>rabbit</p>	 <p>fish</p>

Created by Ricki Block, MS, CCC-SLP

Pictures from Bing Images